

# PROVIDER DOCUMENTATION – CERNER

## HISTORY & PHYSICAL

+ Add
Observation History & Physi... x
List

Tahoma
Size

B I U abc A ☰ ☰ ☰ ☰ ☰

**OBSERVATION Unit medical necessity**

Emergency Department evaluation of the patients symptoms and complaint have determined need for ongoing evaluation in the observation unit to undergo further reassessment and testing to determine if those symptoms and complaints worsen and requires hospital admission or result in determination for safe discharge.

Emergency Department treatment has not successfully improved the patients condition for discharge and transfer to the observation unit is necessary for ongoing treatment and stabilization requiring reassessment for discharge or hospital admission.

**Chief Complaint**

**History of Present Illness**

**Review of Systems**

All Systems Review-Negative (except as marked below)

**CONSTITUTIONAL:**  fever  weight loss  diaphoresis \_

**EYES:**  redness  pain or changes  strabismus \_

**ENT:**  sore throat  lymphadenopathy \_

**CV:**  chest pain  palpitations \_

**RESP:**  SOB  cough \_

**GI:**  abdominal pain  nausea  vomiting  diarrhea \_

**GU:**  dysuria  frequency  hematuria \_

**MUSC:**  myalgia  painful extremity \_

**SKIN:**  rash  bruising  swelling \_

**Neurological:**  headache  dizziness  syncope \_

**Psych:**  anxiety  depression \_

**Other:** \_

**Problem List/Past Medical History**

Chronic  
No chronic problems

Historical  
No historical problems

**Procedure/Surgical History**

**Allergies**  
No Known Medication Allergies

**Physical Exam**

Vitals & Measurements

**GENERAL:**  Distress  None  Mild  Mod  Severe \_

**NUTRITION:**  Normal  Malnourished  Obese \_

**EYES:**  PERLL  EOMI \_

**ENT:**  normal inspection of face and head  oropharynx, mucosa normal \_

**NECK:**  Supple  Non tender \_

**RESPIRATORY:**  Distress  None  Breath sounds clear and equal \_

**CV:**  Regular Rate, rhythm  Heart sounds normal \_

**ABD:**  Soft, non-tender  No organ-omegaly \_

**GU:**  deferred

**NEURO:**  A and O x 3  CN 2-12 intact  Motor normal  Sensory normal \_

**SKIN:**  Warm and dry \_

**EXTREMITIES:**  Edema \_

**LYMPH:**  No adenopathy \_

**PSYCH:**  Affect, mood normal \_

**Social History**

This patient received smoking cessation counseling for a total of  3-10 minutes  > 10 minutes.

**Family History**

**Lab Results**  
No qualifying data available.

**EKG**  
Rate: \_  
Rhythm: \_  
Axis: \_  
Interval: \_  
ST/T Wave: \_

**Diagnostic Results**

**Assessment/Plan**  
Anterior subcapsular polar age-related cataract, left eye  
Bitten by shark  
Severe sepsis without septic shock, Severe sepsis without septic shock

**Primary Clinical Impression**

**Assessment plan A:**

**Secondary Diagnosis**

**Assessment Plan B:**

Note Details: Test-Kulesh , PHYSICIAN-Joanne, 11/03/2015 11:28 EST, Observation History & Physical

Sign/Submit Save Save & Close Cancel

## PROGRESS NOTE

Progress/SOAP Note Concise X List Observation History & Physical X

Tahoma Size

**Subjective**






**Objective**  
Vitals & Measurements

**Assessment/Plan**

# DISCHARGE

Observation Discharge Note X List Observation History & Physical X

Tahoma Size

**B** **I** **U** abc     

**Patient Status Information**  
No qualifying data available.

**Hospital Course**  
[Significant Findings](#)

**Physical Exam**  
[Vitals & Measurements](#)

**Discharge Plan**  
Anterior subcapsular polar age-related cataract, left eye  
Bitten by shark  
Severe sepsis without septic shock, Severe sepsis without septic shock

**Discharge Condition**  
 Stable  Unstable  Vital signs checked prior to discharge \_

**Discharge Disposition**  
 Home  Transferred  Left AMA  Admitted to: \_

Note Details: Test-Kulesh , PHYSICIAN-Joanne, 11/03/2015 11:34 EST, Observation Discharge Note

Sign/Submit Save Save & Close Cancel